

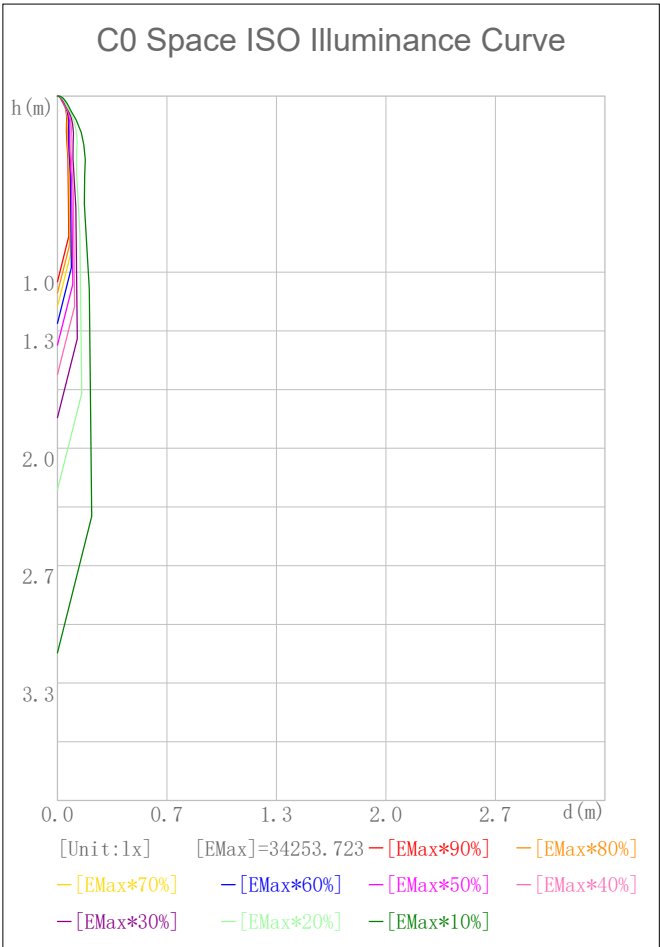
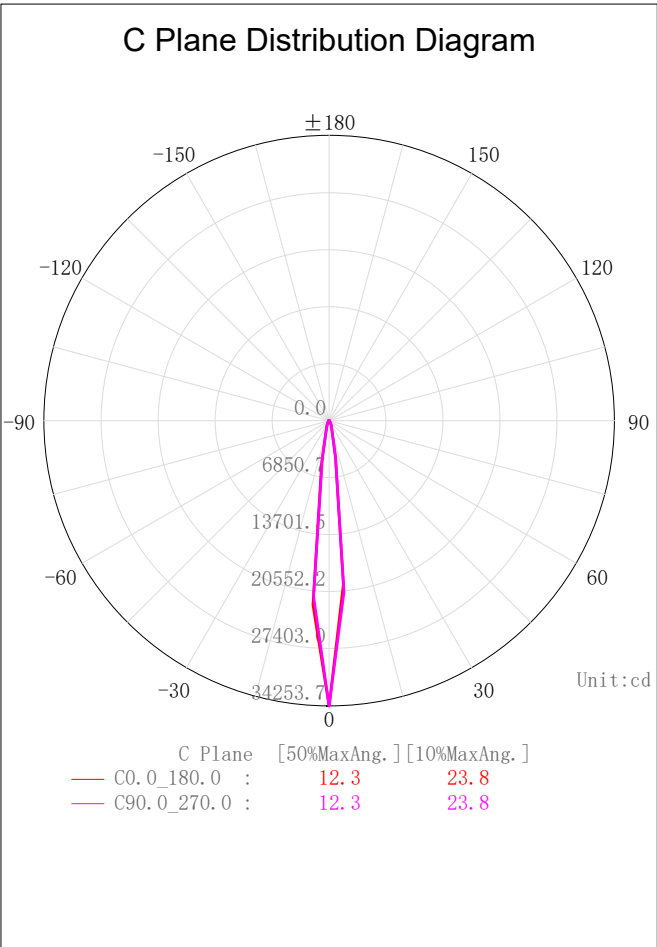
Indoor Luminaire Photometric Data

Description Information

Luminary Name: SD08-35-XX-01 3000K RA90 15D		Lum. Catalog:	Test ID: 01
Lamp Name:		Lamp Catalog: LED	Test Date: 2022/09/19
Manufacture: Shenzhen Norming Lighting		Shld. Ang(°):	Test Machine:GON-2000
Test Lab: Quality Department		Frequency (Hz):	Lamp CCT (K): Ra:
Lum. Size (W*L*H):0.110m*0.110m*0.000m		Lum. Area (m2):0.010	Lum. W (kg): 0.000
Test System: C, γ	Test Step: C=90.0 γ=5.0	Temp. (°C): 25	Humidity(%): 50.0

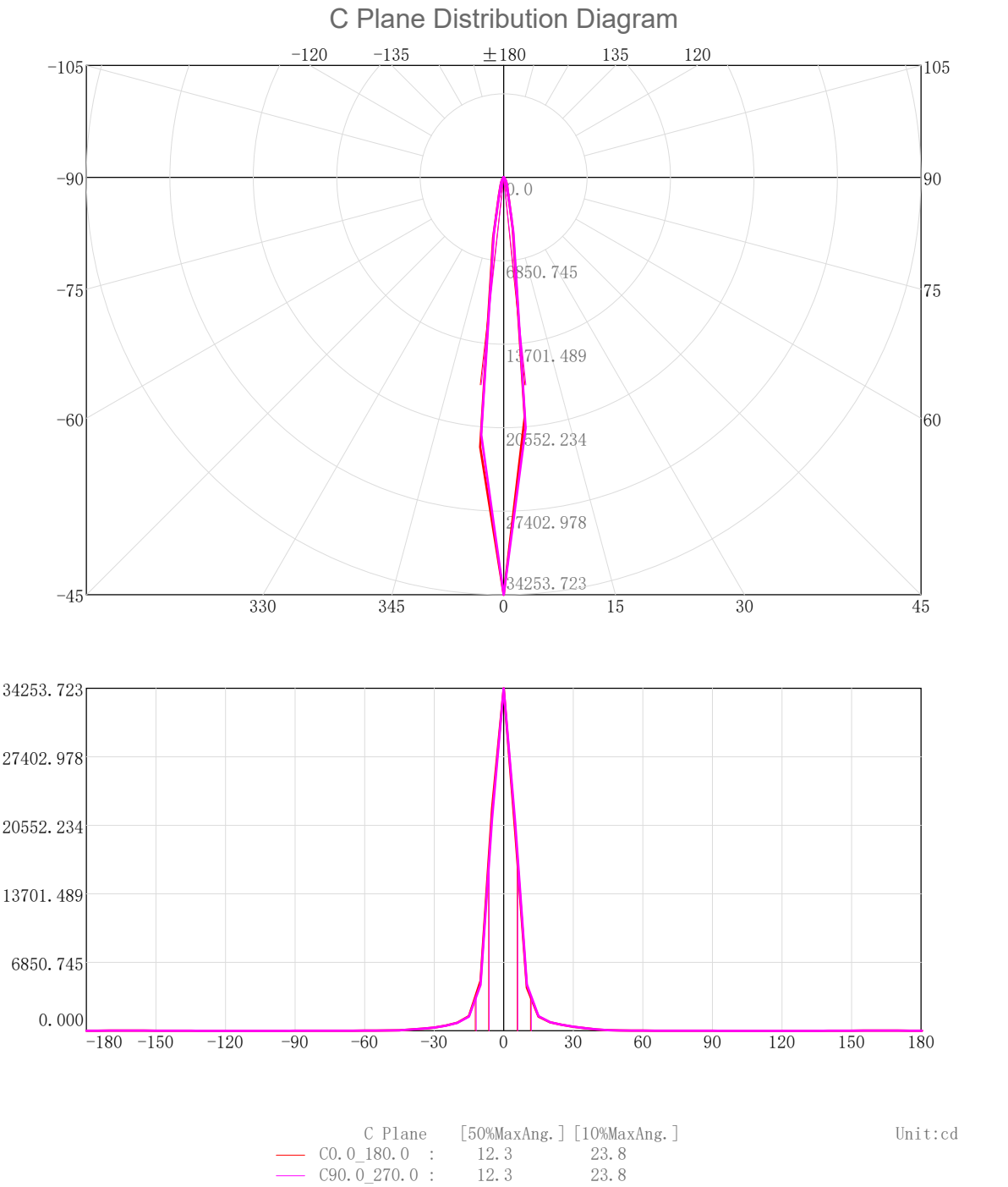
Character Parameter

Lamp Speciality Parameter		Luminaire Speciality Parameter	
Rated Flux(lm): 2726.020	Luminary Flux(lm): 2726.025	Field Angle(10%Imax): 23.8(°)	
Rated Power(W):	Luminary Efficiency: 100.00%	Down Lumens&Percent: 2670.681lm 97.97%	
Rated Voltage(V):	Luminary EER(lm/W): 84.319	Up Lumens&Percent: 55.344lm 2.03%	
Tested Power(W): 32.330	Max. Candela(cd): 34253.723	S/MH: C0_a180=0.213 C90_270=0.213	
Lamps' Inside: 1	Max Cand@Ang. (°): C=0.0 γ=0.0	CIE Type: Semi-Direct	
Tested Electrics (V, A, pf):239.6, 0.141, 0.956	Beam Angle(50%Imax): 12.3(°)	ErP ϕ use(90°): 2597.989lm	
Lamp Size (W*L*H):0.110m*0.110m*0.000m	Left=-6.5°, Right=5.8°	IRF(%): 2524.855	



2D Plane Light Intensity Distribution Curve

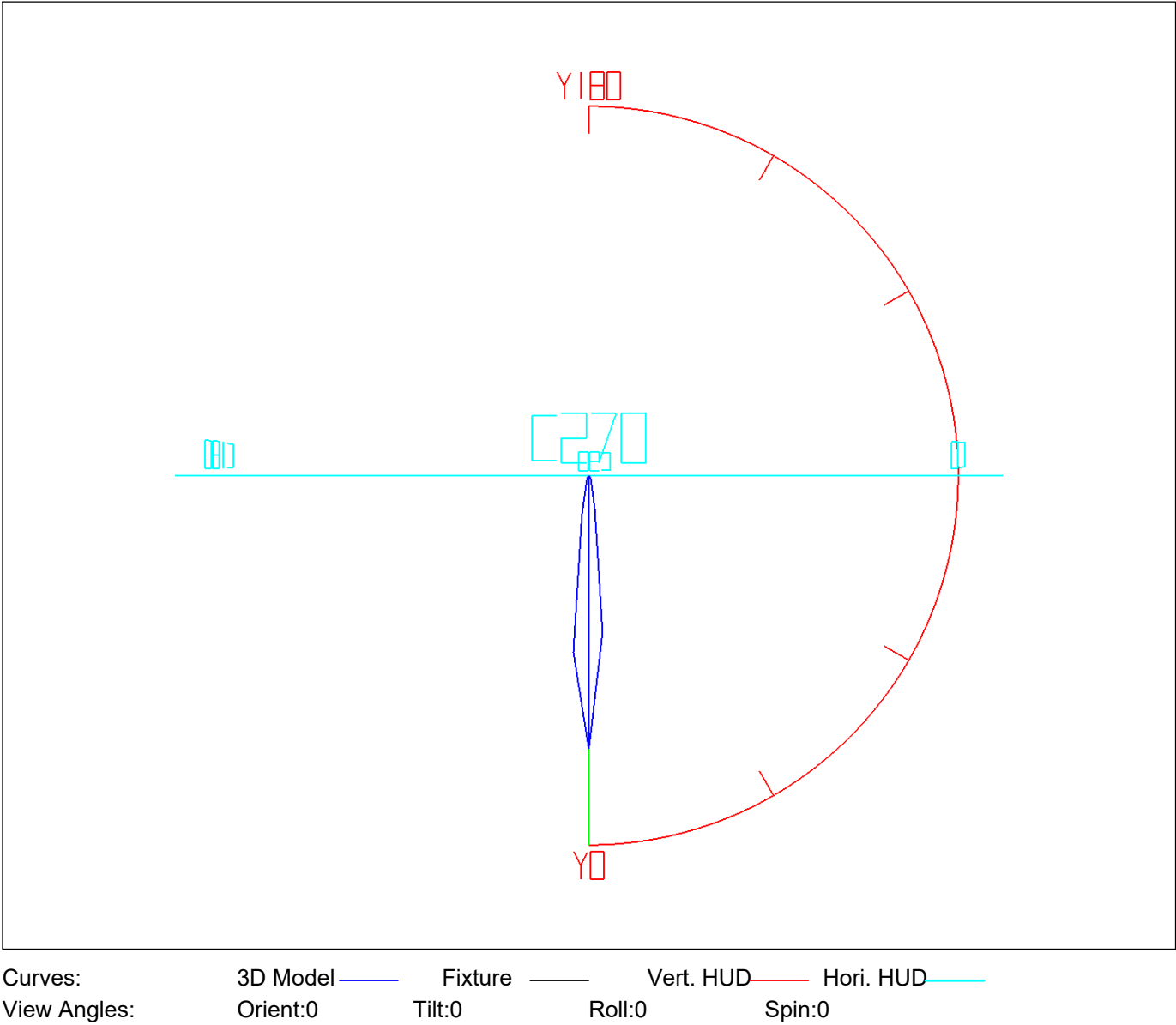
Lum. Name:SD08-35-XX-01 3000K RA90 15D	Lum. Catelog:	Test ID:01
Lamp Name:	Lamp Catelog:LED	Test Lab:Quality Department
Manufacture:Shenzhen Norming Lighting	Test Machine:GON-2000	Test Date:2022/09/19



3D Light Intensity Distribution Modal

Lum. Name:SD08-35-XX-01 3000K RA90 15D	Lum. Catelog:	Test ID:01
Lamp Name:	Lamp Catelog:LED	Test Lab:Quality Department
Manufacture:Shenzhen Norming Lighting	Test Machine:GON-2000	Test Date:2022/09/19

3D Light Intensity Distribution Modal

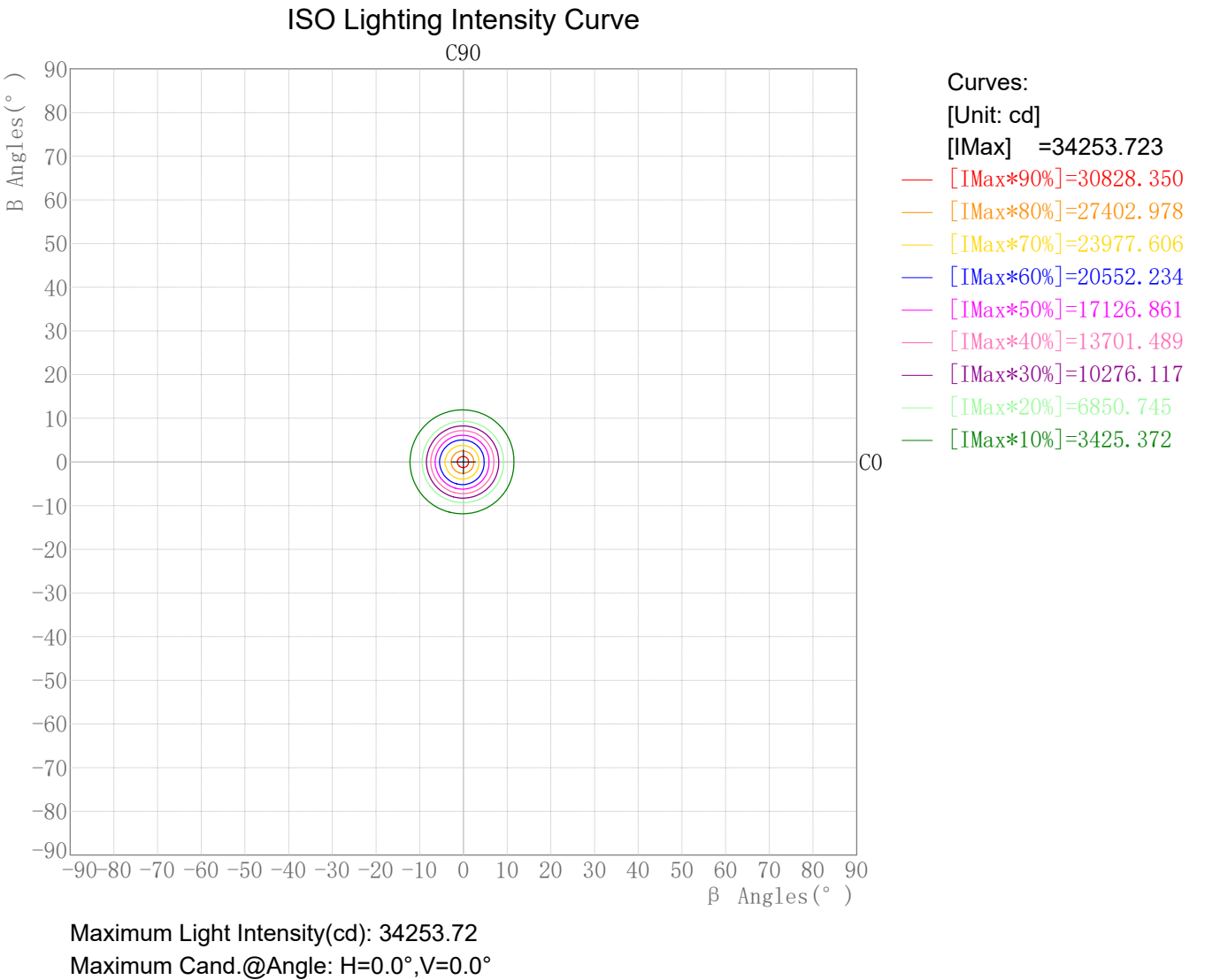


Zonal Flux Tabulation

Zone(γ)	Zone Flux (lm)	Sums Flux (lm)	Zone%Lamp	Sums%Lamp
0.0-5.0	659.86	659.86	24.21	24.21
5.0-10.0	915.38	1575.24	33.58	57.79
10.0-15.0	361.61	1936.85	13.27	71.05
15.0-20.0	188.31	2125.17	6.91	77.96
20.0-25.0	146.87	2272.03	5.39	83.35
25.0-30.0	118.37	2390.41	4.34	87.69
30.0-35.0	89.96	2480.36	3.30	90.99
35.0-40.0	63.56	2543.92	2.33	93.32
40.0-45.0	37.12	2581.04	1.36	94.68
45.0-50.0	20.61	2601.65	0.76	95.44
50.0-55.0	15.27	2616.92	0.56	96.00
55.0-60.0	12.07	2628.99	0.44	96.44
60.0-65.0	10.01	2639.01	0.37	96.81
65.0-70.0	8.48	2647.49	0.31	97.12
70.0-75.0	7.16	2654.65	0.26	97.38
75.0-80.0	6.10	2660.75	0.22	97.61
80.0-85.0	5.31	2666.06	0.19	97.80
85.0-90.0	4.62	2670.68	0.17	97.97
90.0-95.0	3.77	2674.45	0.14	98.11
95.0-100.0	3.03	2677.49	0.11	98.22
100.0-105.0	2.70	2680.18	0.10	98.32
105.0-110.0	2.71	2682.89	0.10	98.42
110.0-115.0	2.60	2685.50	0.10	98.51
115.0-120.0	2.35	2687.84	0.09	98.60
120.0-125.0	2.26	2690.10	0.08	98.68
125.0-130.0	2.38	2692.48	0.09	98.77
130.0-135.0	2.68	2695.15	0.10	98.87
135.0-140.0	3.45	2698.61	0.13	98.99
140.0-145.0	4.64	2703.25	0.17	99.16
145.0-150.0	5.31	2708.56	0.19	99.36
150.0-155.0	5.12	2713.68	0.19	99.55
155.0-160.0	4.43	2718.11	0.16	99.71
160.0-165.0	3.54	2721.64	0.13	99.84
165.0-170.0	2.55	2724.19	0.09	99.93
170.0-175.0	1.42	2725.61	0.05	99.99
175.0-180.0	0.41	2726.02	0.02	100.00

Rectangle ISO Lighting Intensity Diagram

Lum. Name:SD08-35-XX-01 3000K RA90 15D	Lum. Catelog:	Test ID: 01
Lamp Name:	Lamp Catelog: LED	Test Lab: Quality Department
Manufacture: Shenzhen Norming Lighting	Test Machine:GON-2000	Test Date: 2022/09/19

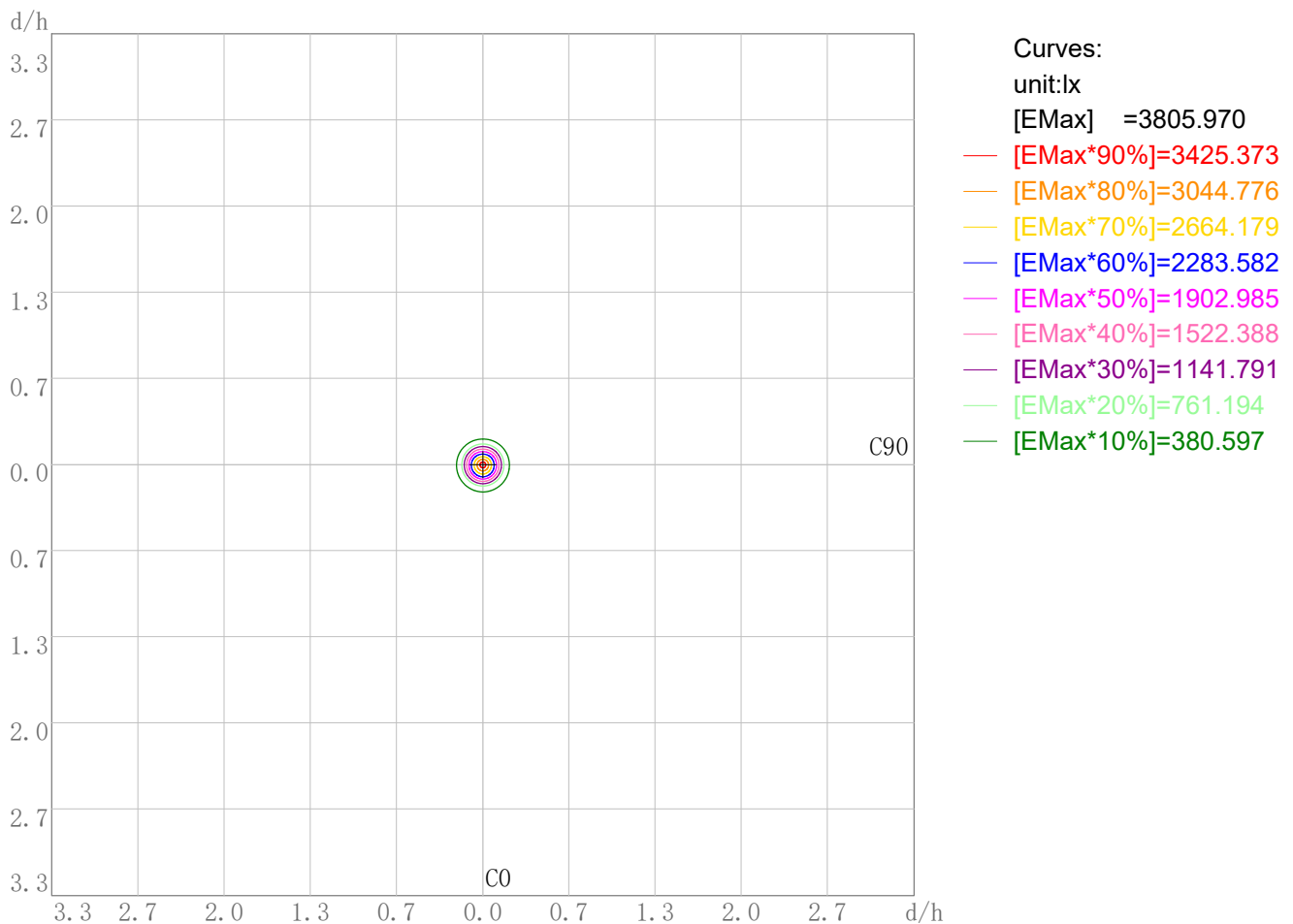


Photometric Filename:SD08-35-XX-01 3000K RA90 15D.IES

Plane ISO-Illuminance Diagram

Lum. Name: SD08-35-XX-01 3000K RA90 15D	Lum. Catalog:	Test ID: 01
Lamp Name:	Lamp Catalog: LED	Test Lab: Quality Department
Manufacture: Shenzhen Norming Lighting	Test Machine: GON-2000	Test Date: 2022/09/19

Plane ISO-Illuminance Curve



Working Plane Luminaire Mounting Height(m): 3.00

Working Plane Maximum Illuminance(lx): 3805.97

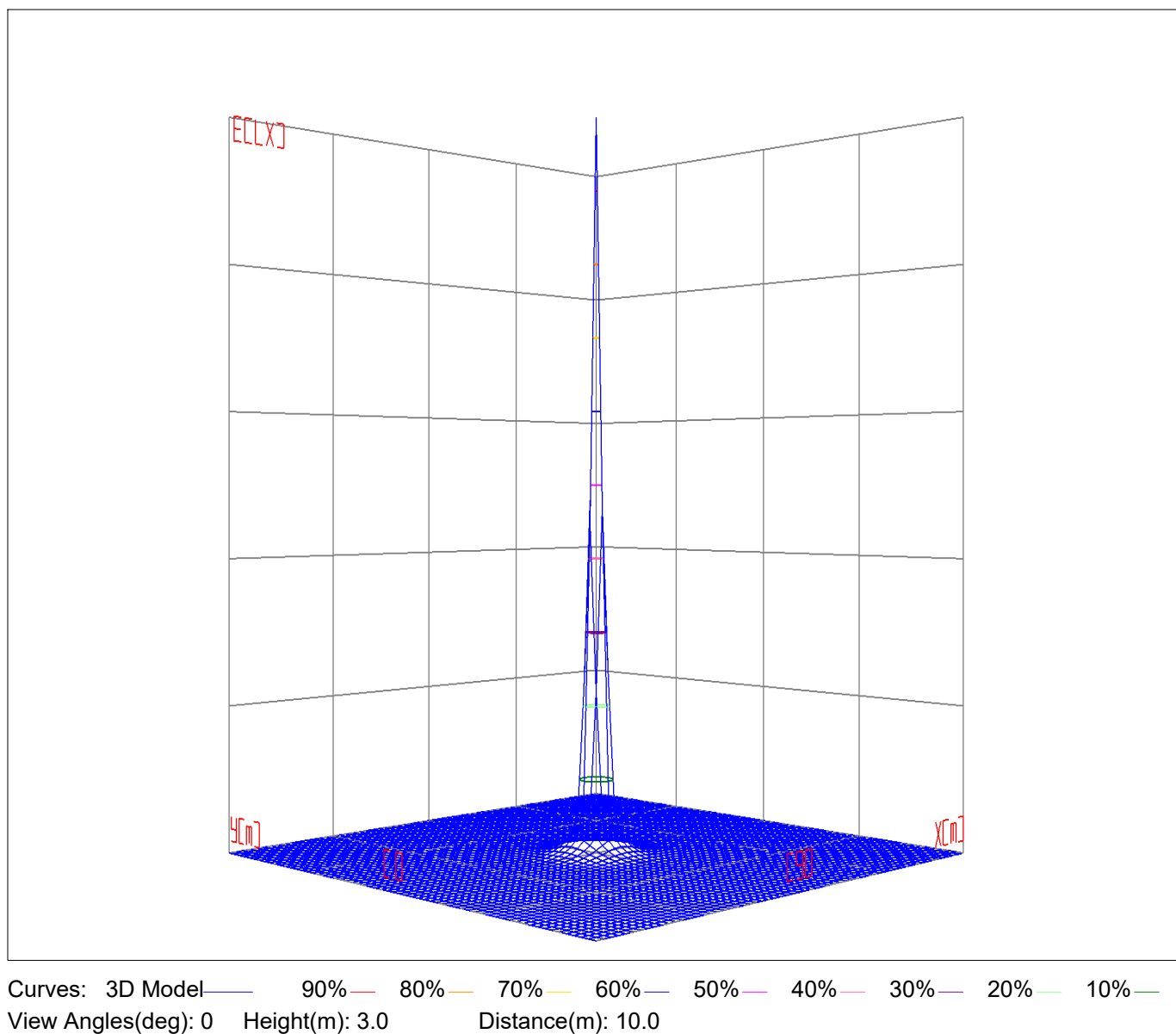
Working Plane Maximum Illuminance Position(d/h):H0.0 V0.0

Photometric Filename:SD08-35-XX-01 3000K RA90 15D.IES

3D Plane ISO Illuminance Diagram

Lum. Name: SD08-35-XX-01 3000K RA90 15D	Lum. Catalog:	Test ID: 01
Lamp Name:	Lamp Catalog: LED	Test Lab: Quality Department
Manufacture: Shenzhen Norming Lighting	Test Machine:GON-2000	Test Date: 2022/09/19

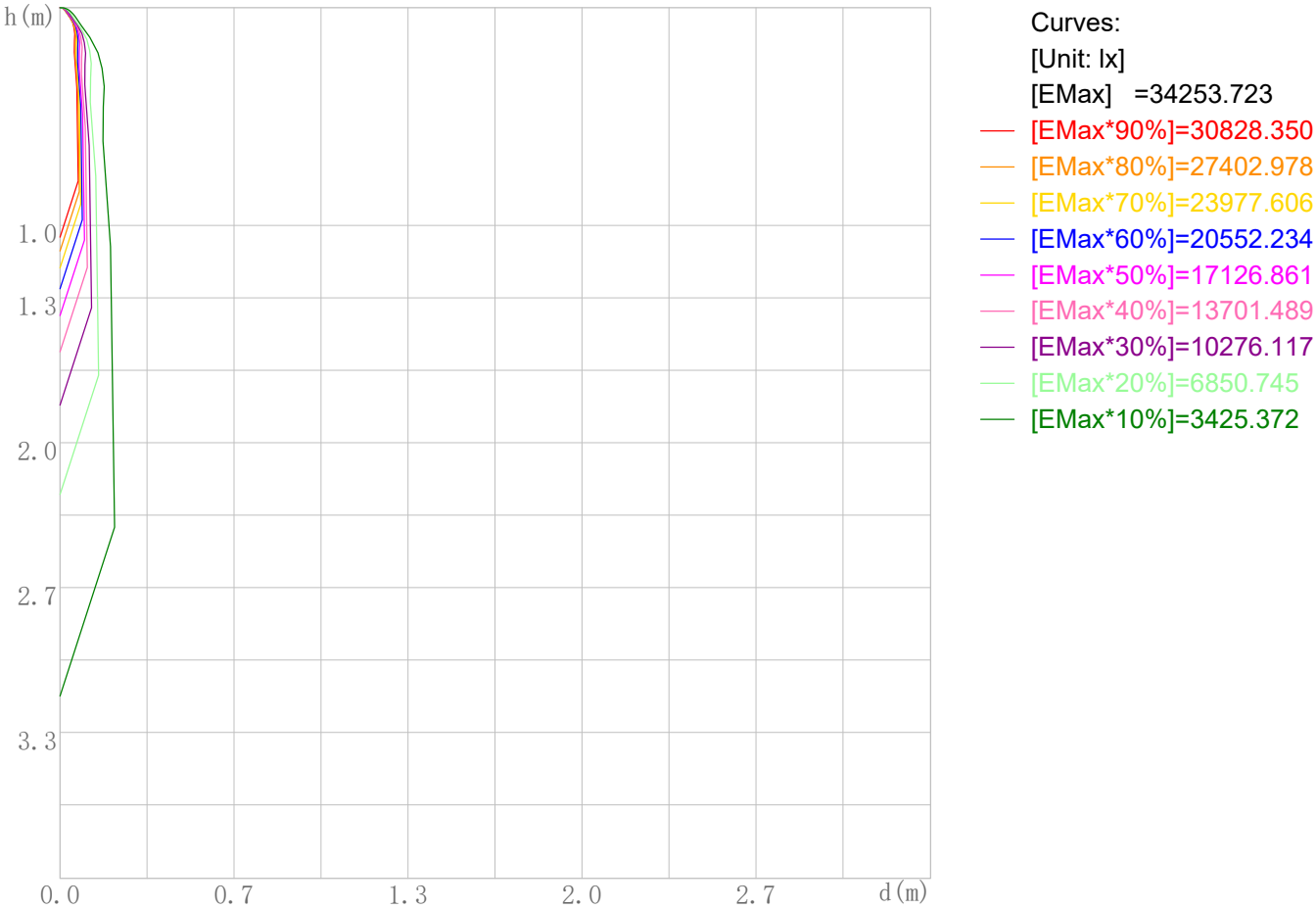
3D Plane Illuminance Modal



Space ISO Illuminance Diagram

Lum. Name:SD08-35-XX-01 3000K RA90 15D	Lum. Catelog:	Test ID:01
Lamp Name:	Lamp Catelog:LED	Test Lab:Quality Department
Manufacture:Shenzhen Norming Lighting	Test Machine:GON-2000	Test Date:2022/09/19

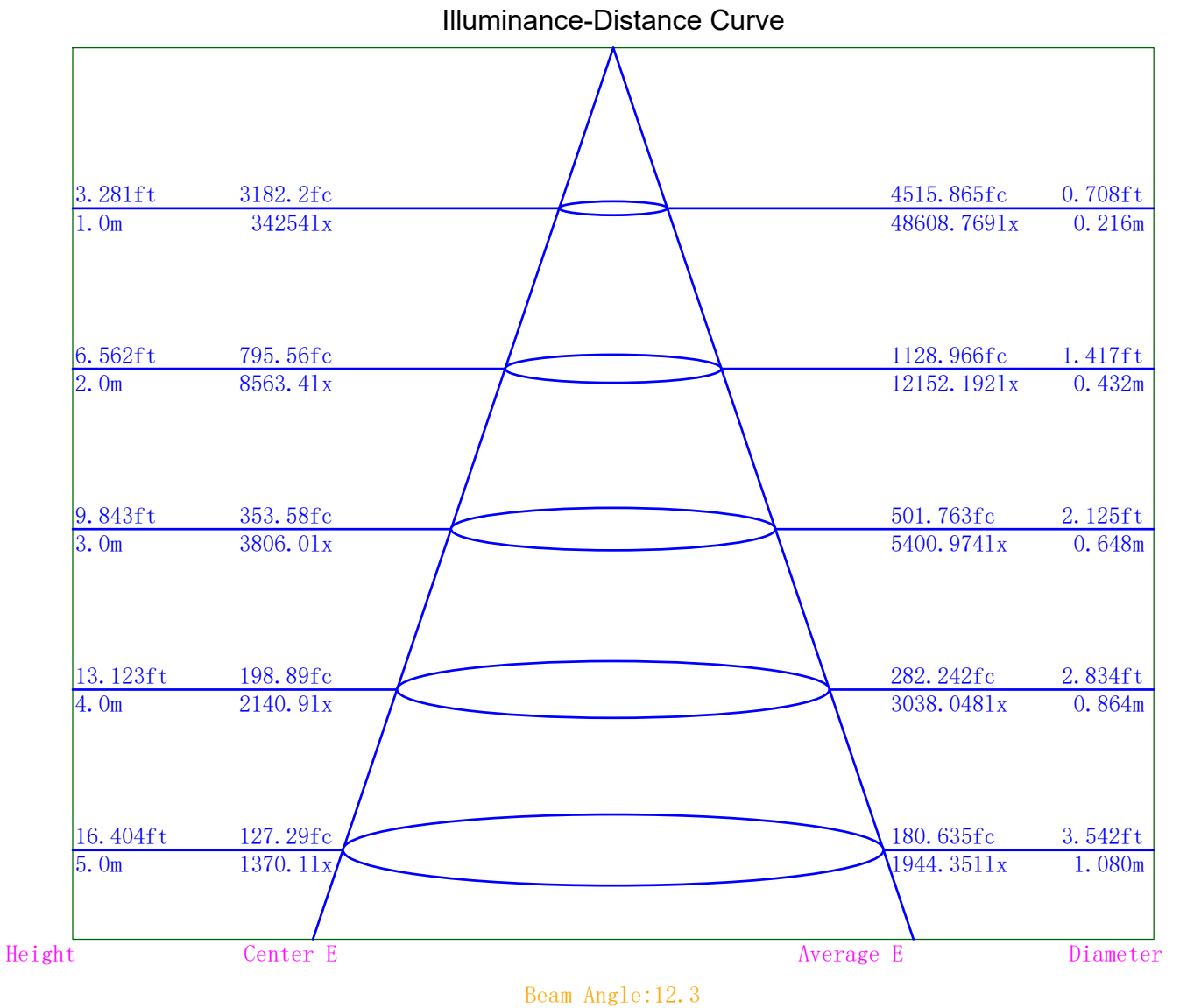
Space ISO Illuminance Curve



Space Plane Maximum Illuminance and @Angle:34253.72lx,0.0deg
Plane Maximum Lighting Intensity and @Angle:34253.723cd,0deg

Illuminance-Distance Diagram

Lum. Name:SD08-35-XX-01 3000K RA90 15D	Lum. Catelog:	Test ID:01
Lamp Name:	Lamp Catelog:LED	Test Lab:Quality Department
Manufacture:Shenzhen Norming Lighting	Test Machine:GON-2000	Test Date:2022/09/19



Indoor Luminance Limiting Curves

Lum. Name:SD08-35-XX-01 3000K RA90 15D	Lum. Catalog:	Test ID:01
Lamp Name:	Lamp Catalog:LED	Test Lab:Quality Department
Manufacture:Shenzhen Norming Lighting	Test Machine:GON-2000	Test Date:2022/09/19

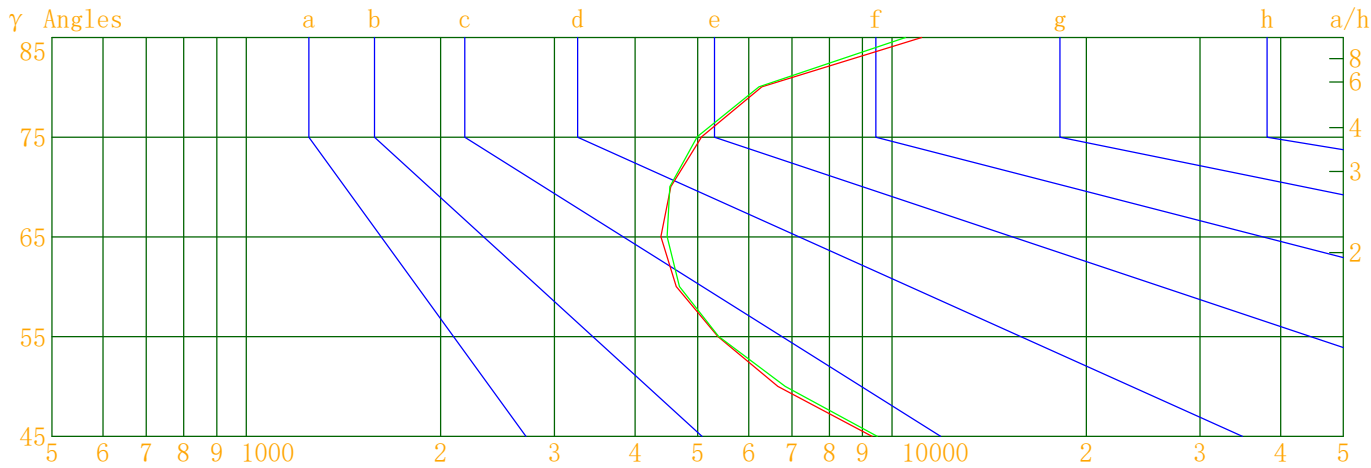
Glare Grade Table

GI	Quality	Using Illuminance							
1.15	A	2000	1000	500	<=300				
1.5	B		2000	1000	500	<=300			
1.85	C			2000	1000	500	<=300		
2.2	D				2000	1000	500	<=300	
2.55	E	a				2000	1000	500	<=300
			b	c	d	e	f	g	h

Luminance Table

Gama(deg)	45	50	55	60	65	70	75	80	85
C0	9315	6656	5375	4634	4386	4543	5073	6288	11118
C90	9490	6834	5390	4686	4484	4528	4992	6223	10492

Luminance Limiting Curve



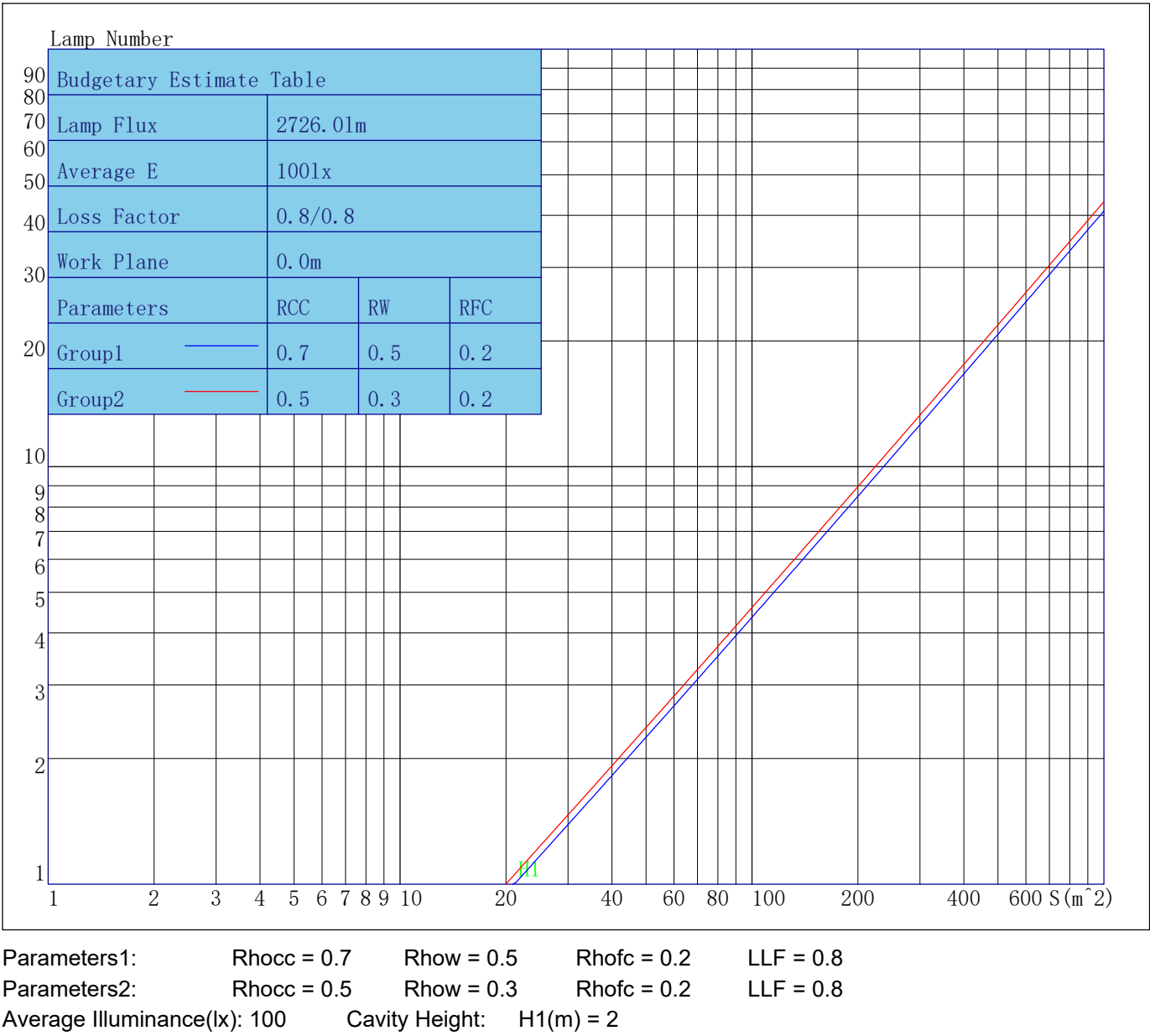
Luminous Size:Length(m)=-0.110Width(m)=-0.110Height(m)=0.000Area(m^2)=0.009503

Luminous Type:Without Luminous Side

Luminous Curves:C0-C180 Color: C90-C270 Color:

Indoor Budgetary Estimate Table

Lum. Name:SD08-35-XX-01 3000K RA90 15D	Lum. Catalog:	Test ID:01
Lamp Name:	Lamp Catalog: LED	Test Lab: Quality Department
Manufacture: Shenzhen Norming Lighting	Test Machine:GON-2000	Test Date: 2022/09/19



Indoor Coefficient of Utilization Table

Lum. Name: SD08-35-XX-01 3000K RA90 15D	Lum. Catelog:	Test ID: 01
Lamp Name:	Lamp Catelog: LED	Test Lab: Quality Department
Manufacture: Shenzhen Norming Lighting	Test Machine:GON-2000	Test Date: 2022/09/19

Coefficients of Utilization - Zonal Cavity Method																		
Coef.	Effective Floor Cavity Reflectance RFC=0.20																	
RhoCC (%)	80				70				50			30			10			0
RhoW (%)	70	50	30	10	70	50	30	10	50	30	10	50	30	10	50	30	10	0
RCR	Coefficient of Utilization(%)																	
0	119	119	119	119	116	116	116	116	110	110	110	105	105	105	100	100	100	98
1	115	112	110	109	112	110	108	107	106	104	103	102	101	100	98	97	97	95
2	111	107	104	102	109	105	103	101	102	100	98	99	97	96	96	95	94	92
3	108	103	100	97	106	102	98	96	99	96	94	96	94	92	94	92	91	89
4	105	99	96	93	103	98	95	92	96	93	91	94	92	90	92	90	88	87
5	102	96	92	90	100	95	92	89	94	90	88	92	89	87	90	88	86	85
6	99	94	90	87	98	93	89	87	91	88	86	90	87	85	89	86	84	83
7	97	91	87	85	96	91	87	84	89	86	84	88	85	83	87	85	83	82
8	95	89	85	83	94	88	85	82	87	84	82	86	84	82	86	83	81	80
9	93	87	83	81	92	87	83	81	86	83	80	85	82	80	84	82	80	79
10	91	85	82	79	91	85	82	79	84	81	79	83	81	79	83	80	79	78

Unified Glare Rating Table

Lum. Name: SD08-35-XX-01 3000K RA90 15D	Lum. Catelog:	Test ID: 01
Lamp Name:	Lamp Catalog: LED	Test Lab: Quality Department
Manufacture: Shenzhen Norming Lighting	Test Machine:GON-2000	Test Date: 2022/09/19

Unified Glare Rating Table

Ceiling RCC	0.70	0.70	0.50	0.50	0.30	0.70	0.70	0.50	0.50	0.30
Wall RW	0.50	0.30	0.50	0.30	0.30	0.50	0.30	0.50	0.30	0.30
Floor RFC	0.20	0.20	0.20	0.20	0.20	0.20	0.20	0.20	0.20	0.20
Room Size	Vewed crosswise					Vewed endwise				
X=2H Y=2H	13.1	14.0	13.5	14.4	14.7	13.2	14.1	13.6	14.5	14.9
	13.5	14.3	13.9	14.7	15.1	13.6	14.4	14.0	14.8	15.2
	13.8	14.5	14.2	14.9	15.4	13.9	14.6	14.3	15.0	15.5
	14.2	14.9	14.7	15.3	15.8	14.3	15.0	14.8	15.4	15.8
	14.5	15.1	15.0	15.6	16.0	14.6	15.2	15.0	15.6	16.1
	14.9	15.5	15.4	15.9	16.4	14.9	15.5	15.4	15.9	16.4
X=4H Y=2H	13.1	13.8	13.5	14.2	14.7	13.2	13.9	13.7	14.3	14.8
	13.7	14.3	14.1	14.7	15.2	13.8	14.4	14.2	14.8	15.3
	14.1	14.7	14.6	15.1	15.6	14.2	14.8	14.7	15.2	15.7
	14.8	15.3	15.3	15.8	16.3	14.8	15.3	15.4	15.8	16.3
	15.2	15.7	15.7	16.1	16.7	15.2	15.7	15.8	16.2	16.7
	15.8	16.2	16.3	16.7	17.2	15.8	16.1	16.3	16.7	17.2
X=8H Y=4H	14.3	14.7	14.8	15.2	15.7	14.4	14.8	14.9	15.3	15.8
	15.2	15.5	15.7	16.1	16.6	15.2	15.5	15.8	16.1	16.7
	15.8	16.1	16.4	16.6	17.2	15.8	16.1	16.4	16.6	17.2
	16.6	16.9	17.2	17.4	18.0	16.6	16.8	17.1	17.3	18.0
X=12H Y=4H	14.3	14.7	14.8	15.2	15.7	14.4	14.7	14.9	15.3	15.8
	15.3	15.6	15.9	16.1	16.7	15.3	15.6	15.9	16.1	16.7
	16.0	16.3	16.6	16.8	17.4	16.0	16.2	16.6	16.8	17.4
Variations with the objverver position at spacings										
S=1.0H	0.1/-0.1					0.1/-0.1				
S=1.5H	0.2/-0.2					0.2/-0.2				
S=2.0H	0.2/-0.2					0.2/-0.2				
Reduced UGR Table:										
Nordic Standard Table:	BK0					BK0				
Correction Value	2.5					2.4				

o the CIE Pub.117,data has been corrected,refers to the lamp's lumens 8.2flm.

Candela Tabulation

V/H	C0.0	C90.0	C180.0	C270.0
γ 0.0	34253.7	34253.7	34253.7	34253.7
γ 5.0	19741.1	20647.5	22202.2	21182.1
γ 10.0	4317.9	4638.0	5015.2	4609.4
γ 15.0	1427.6	1478.4	1481.7	1416.0
γ 20.0	855.0	868.6	817.0	795.6
γ 25.0	606.3	615.3	528.5	515.0
γ 30.0	408.9	416.0	330.0	321.7
γ 35.0	267.6	273.3	215.3	210.7
γ 40.0	140.5	149.3	137.8	129.1
γ 45.0	62.6	63.8	60.1	58.7
γ 50.0	40.7	41.7	40.8	39.5
γ 55.0	29.3	29.4	29.6	29.9
γ 60.0	22.0	22.3	23.2	23.3
γ 65.0	17.6	18.0	19.1	19.3
γ 70.0	14.8	14.7	15.4	15.1
γ 75.0	12.5	12.3	12.5	12.4
γ 80.0	10.4	10.3	10.4	10.5
γ 85.0	9.2	8.7	9.5	9.3
γ 90.0	7.5	7.5	7.8	7.9
γ 95.0	6.6	6.6	5.6	5.5
γ 100.0	6.0	6.1	4.0	4.2
γ 105.0	6.0	6.0	3.9	4.2
γ 110.0	6.0	6.0	4.5	4.8
γ 115.0	5.0	5.3	4.5	5.0
γ 120.0	4.3	4.1	5.1	5.3
γ 125.0	4.6	4.4	5.4	5.9
γ 130.0	5.5	5.3	6.1	6.5
γ 135.0	6.7	6.7	7.9	8.3
γ 140.0	10.6	10.2	11.9	12.5
γ 145.0	15.7	14.8	17.9	17.8
γ 150.0	19.2	18.8	20.1	20.1
γ 155.0	20.9	20.3	21.3	21.1
γ 160.0	21.1	21.0	21.6	21.5
γ 165.0	21.3	21.7	21.8	21.6
γ 170.0	21.4	21.4	21.2	21.5
γ 175.0	18.0	18.2	18.3	18.6
γ 180.0	16.2	16.2	16.2	16.2